



QUALIFICATIONS PACK - OCCUPATIONAL STANDARDS FOR HANDICRAFTS AND CARPET INDUSTRY

What are Occupational Standards(OS)?

- OS describe what individuals need to do, know and understand in order to carry out a particular job role or function
- OS are performance standards that individuals must achieve when carrying out functions in the workplace, together with specifications of the underpinning knowledge and understanding

Contact Us:

HCSSC
C/o EPCH, Plot No. 3,
Pocket 6 & 7, Sector C,
Vasant Kunj,
New Delhi – 110070
Phone: +91-11-26139834
Fax: +91-11-26135519
Website: www.hcssc.in
Email: hcssc@hcssc.in



Contents

1. Introduction and Contacts.....	1
2. Qualifications Pack.....	2
3. Glossary of Key Terms.....	3
4. OS Units.....	5
5. Annexure: Nomenclature for QP & OS.....	25
6. Assessment Criteria.....	27

Introduction

Qualifications Pack- Lacquerer (Woodware)

SECTOR: HANDICRAFTS AND CARPET

SUB-SECTOR: Handicrafts (Woodware)

OCCUPATION: Finishing

REFERENCE ID: HCS/Q7102

ALIGNED TO: NCO-2004/NIL

The job holder applies lacquer to attain the required finish on the wooden pieces.

Brief Job Description: The worker has to carry out lacquer mixing and finishing operations by preparing and applying lacquer to wood products. The incumbent has to work with chemicals, follow health and safety guidelines, and work with precision.

Personal Attributes: The worker has to be able to work with precision and requires eye for detail, patience and a steady hand. The worker has to be able to work in a team and follow instructions.



Job Details	Qualifications Pack Code	HCS/Q7102		
	Job Role	Lacquerer (Woodware)		
	Credits	TBD	Version number	1.0
	Sector	Handicrafts and Carpet	Drafted on	05/01/2016
	Sub-sector	Handicrafts (Woodware)	Last reviewed on	05/01/2016
	Occupation	Finishing	Next review date	05/01/2018
	NSQC Clearance on	NA		

Job Role	Lacquerer (Woodware)
Role Description	The worker has to carry out lacquer mixing and finishing operations by preparing and applying lacquer to wood products.
NSQF level	4
Minimum Educational Qualifications	Class 5th
Maximum Educational Qualifications	NA
Training (Suggested but not mandatory)	NA
Minimum Job Entry Age	18 Years
Experience	NA
Applicable National Occupational Standards (NOS)	<p>Compulsory:</p> <ol style="list-style-type: none"> HCS/N7104 Prepare the lacquer HCS/N7106 Apply lacquer for achieving final finish HCS/N6608 Use basic health and safety practices in a wood working environment <p>Optional:</p> <p>NA</p>
Performance Criteria	As described in the relevant OS units



Definitions

Keywords /Terms	Description
Sector	Sector is a conglomeration of different business operations having similar business and interests. It may also be defined as a distinct subset of the economy whose components share similar characteristics and interests.
Sub-sector	Sub-sector is derived from a further breakdown based on the characteristics and interests of its components.
Occupation	Occupation is a set of job roles, which perform similar/ related set of functions in an industry.
Function	Function is an activity necessary for achieving the key purpose of the sector, occupation, or an area of work, which can be carried out by a person or a group of persons. Functions are identified through functional analysis and form the basis of OS.
Sub-function	Sub-functions are sub-activities essential to fulfil the achieving the objectives of the function.
Job role	Job role defines a unique set of functions that together form a unique employment opportunity in an organisation.
Occupational Standards (OS)	OS specify the standards of performance an individual must achieve when carrying out a function in the workplace, together with the knowledge and understanding they need to meet that standard consistently. Occupational Standards are applicable both in the Indian and global contexts.
Performance Criteria	Performance criteria are statements that together specify the standard of performance required when carrying out a task.
National Occupational Standards (OS)	NOS are occupational standards which apply uniquely in the Indian context.
Qualifications Pack (QP)	QP comprises the set of OS, together with the educational, training and other criteria required to perform a job role. A QP is assigned a unique qualifications pack code.
Unit Code	Unit code is a unique identifier for an Occupational Standard, which is denoted by an 'N'
Unit Title	Unit title gives a clear overall statement about what the incumbent should be able to do.
Description	Description gives a short summary of the unit content. This would be helpful to anyone searching on a database to verify that this is the appropriate OS they are looking for.
Scope	Scope is a set of statements specifying the range of variables that an individual may have to deal with in carrying out the function which have a critical impact on quality of performance required.
Knowledge and Understanding	Knowledge and understanding are statements which together specify the technical, generic, professional and organisational specific knowledge that an individual needs in order to perform to the required standard.
Organisational Context	Organisational context includes the way the organisation is structured and how it operates, including the extent of operative knowledge managers have of their relevant areas of responsibility.
Technical Knowledge	Technical knowledge is the specific knowledge needed to accomplish specific designated responsibilities.
Core Skills/ Generic Skills	Core skills or generic skills are a group of skills that are the key to learning and working in today's world. These skills are typically needed in any work

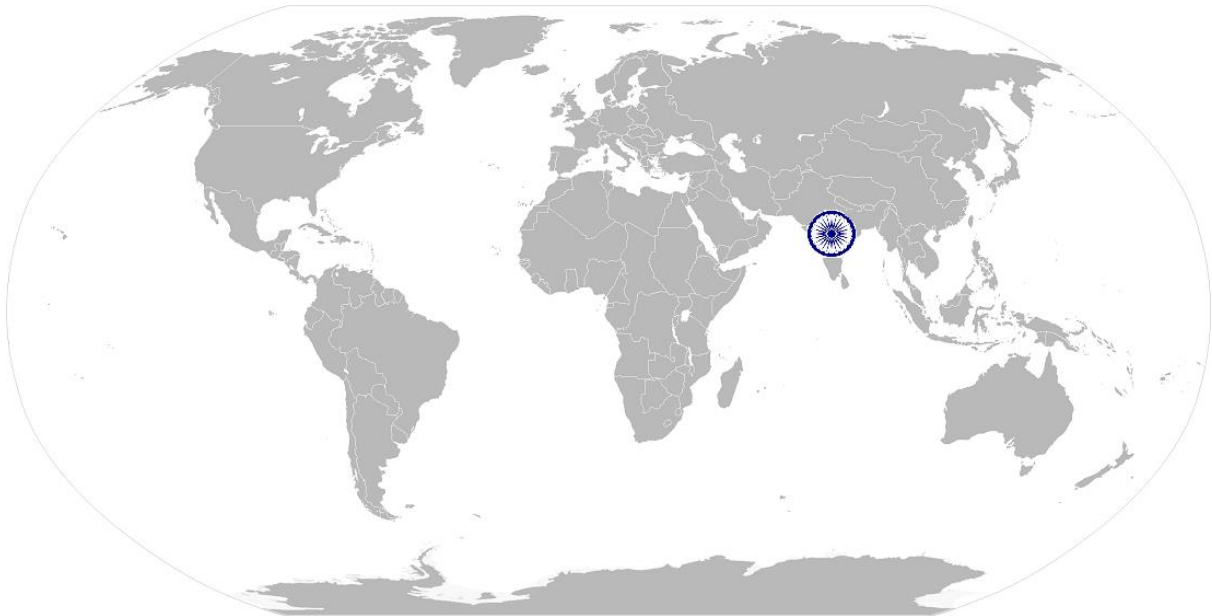


Acronyms

	environment in today's world. These skills are typically needed in any work environment. In the context of the OS, these include communication related skills that are applicable to most job roles.
Keywords /Terms	Description
NOS	National Occupational Standard(s)
NSQF	National Skills Qualifications Framework
QP	Qualifications Pack
NA	Not Applicable
W.R.T.	With Respect To
TBD	To Be Decided



National Occupational Standard



Overview

This unit is about dealing with mixing of paints, colours, chemicals to prepare lacquer to attain the right finish.



HCS/N7104

Prepare the lacquer

National Occupational Standard

Unit Code	HCS/N7104
Unit Title (Task)	Prepare the lacquer
Description	This unit is about dealing with mixing of paints, colours, chemicals to prepare lacquer to attain the right finish.
Scope	This unit/task covers the following: <ul style="list-style-type: none"> • Interpret the requirements • Prepare the lacquer • Work safely
Performance Criteria (PC) w.r.t. the Scope	
Element	Performance Criteria
Interpret the requirements	To be competent, the user/individual on the job must be able to: <ul style="list-style-type: none"> PC1. identify the different qualities of the wood available and used in the industry PC2. identify the different types of finishing material available and used in the industry PC3. correlate type of finishing material required for each wooden quality and surface PC4. interpret the work requirement from drawings, work specifications or supervisor instructions
Prepare the lacquer	To be competent, the user/individual on the job must be able to: <ul style="list-style-type: none"> PC5. mix the paints, colours in the right proportion to achieve the consistency and colour required for the finish PC6. use the correct method to mix the paints, colours and other finishing material used on the wood PC7. obtain the correct raw material requirement for each type of finish required PC8. prepare the lacquer mix as per manufacturer's guidelines PC9. use thinner in the right proportions for pre-mixed lacquer and non-mixed lacquer PC10. use catalyst and lacquer as per manufacturer's guidelines PC11. ensure the mixing is done in a clean and safe manner PC12. maintain all the safety precautions that are to be used while working PC13. record any defects/inadequacies noted during the lacquer making process
Work safely	To be competent, the user/individual on the job must be able to: <ul style="list-style-type: none"> PC14. keep flow of activities that do not create and confusion or hinderance in a safe working environment PC15. keep work area managed, clean and organized PC16. ensure safety and health of the workers
Knowledge and Understanding (K)	
A. Organizational Context	The user/individual on the job needs to know and understand: <ul style="list-style-type: none"> KA1. organization's policies on product making, safety measures, prescribed level



HCS/N7104

Prepare the lacquer

<p>(Knowledge of the company / organization and its processes)</p>	<p>of colors, chemicals and sprays to be used and quality standards accepted</p> <p>KA2. work flow involved in product finishing and the production process</p> <p>KA3. importance of the individual's role in the production process of the organization</p> <p>KA4. formal reporting and operating structure of the organization</p> <p>KA5. documentation and recording policies of the organization</p> <p>KA6. categories of the different market areas targeted by the organization</p>
<p>B. Technical Knowledge</p>	<p>The user/individual on the job needs to know and understand:</p> <p>KB1. type and properties of different wood quality</p> <p>KB2. wood finishing process</p> <p>KB3. various categories of wooden products</p> <p>KB4. various relevant finishing techniques available in the industry</p> <p>KB5. lacquer and various types of it</p> <p>KB6. lacquer mixing process</p> <p>KB7. various technical developments in the field of wood finishing</p> <p>KB8. various kinds of raw materials used in the finishing process according to the final product finish required</p> <p>KB9. defects and possible errors involved in the production process</p> <p>KB10. quality of wood and other raw material used to achieve the right finish</p> <p>KB11. safety equipments and precautions to be taken while working with lacquer and during the mixing process</p> <p>KB12. market trend of the latest product range and customer preferences</p> <p>KB13. quality standards to be followed</p> <p>KB14. procedure and importance of the documentation and categorization of different product designs</p>
<p>Skills (S)</p>	
<p>A. Core Skills/ Generic Skills</p>	<p>Reading Skills</p> <p>The user/ individual on the job needs to know and understand how to:</p> <p>SA1. read basic terms and terminologies to accurately interpret design documents, labels, supervisor instructions in the local language</p> <p>SA2. read and interpret accurate information from various relevant logs and records</p> <p>SA3. read production schedules and operation manuals to derive accurate information from these</p> <p>SA4. read the organization's policy documents pertaining to employee work rules and regulations to derive accurate information from these</p> <p>Writing Skills</p> <p>The user/ individual on the job needs to know and understand how to:</p> <p>SA5. write the raw material requirement for operational requirements with complete detailing in the local language</p> <p>SA6. write basic numbers, quantities and messages for operational requirements in the local language</p>



HCS/N7104

Prepare the lacquer

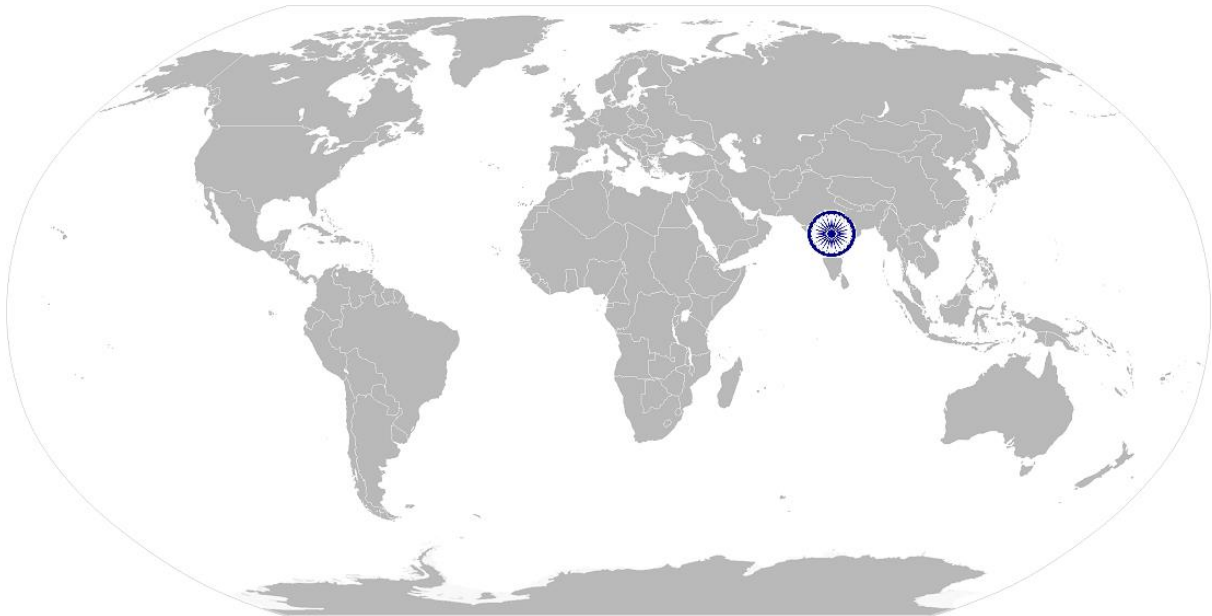
	<p>Oral Communication (Listening and Speaking skills)</p> <p>The user/individual on the job needs to know and understand how to:</p> <ul style="list-style-type: none"> SA7. interact with the supervisor appropriately (correct protocol and manner of speaking) in order to understand the basic requirements of the product, production plans and other associated requirements SA8. give clear instructions to co-workers about the type of output required and answer queries SA9. display active listening skills while interacting with co-workers and other in the workplace
<p>B. Professional Skills</p>	<p>Decision Making</p> <p>The user/individual on the job needs to know and understand how to:</p> <ul style="list-style-type: none"> SB1. identify and list variables in the operational process that impact achievement and quality SB2. state rule of thumb in order to making adjustments to work plan based on variables SB3. consider time, safety and quality as parameters to escalate issues to supervisor or modify work schedules
	<p>Plan and organize</p> <p>The user/individual on the job needs to know and understand how to:</p> <ul style="list-style-type: none"> SB4. importance of appropriate planning of lacquering operations to maintain a smooth production schedule SB5. plan lacquering operations that result in timely flow of activities and does not adversely affect other operations
	<p>Customer centricity</p> <p>The user/individual on the job needs to know and understand how to:</p> <ul style="list-style-type: none"> SB6. explain the importance of customer satisfaction for company and personal success SB7. explain the concept of internal and external customers SB8. list the key benefits that customers seek in products that may lead to customer satisfaction
	<p>Problem Solving</p> <p>The user/individual on the job needs to know and understand how to:</p> <ul style="list-style-type: none"> SB9. work with co-workers and supervisor to resolve any issues that threaten disruption, increase risk, cause delays or under-achievement of quality and targets as per the planned schedule
	<p>Analytical Thinking</p> <p>The user/individual on the job needs to know and understand how to:</p> <ul style="list-style-type: none"> SB10. anticipate and work towards reducing the possible errors that can emerge in the lacquering process SB11. improvise on work processes using safe and acceptable methods, in discussions with the supervisor in order to ensure achievement of targets or improvements in productivity and output



HCS/N7104

Prepare the lacquer

	Critical Thinking
	The user/individual on the job needs to know and understand how to: SB12. identify any problem leading to production output delay or disruption SB13. report any concern to the relevant authorities where there is risk to men, materials, tools and equipment or achievement



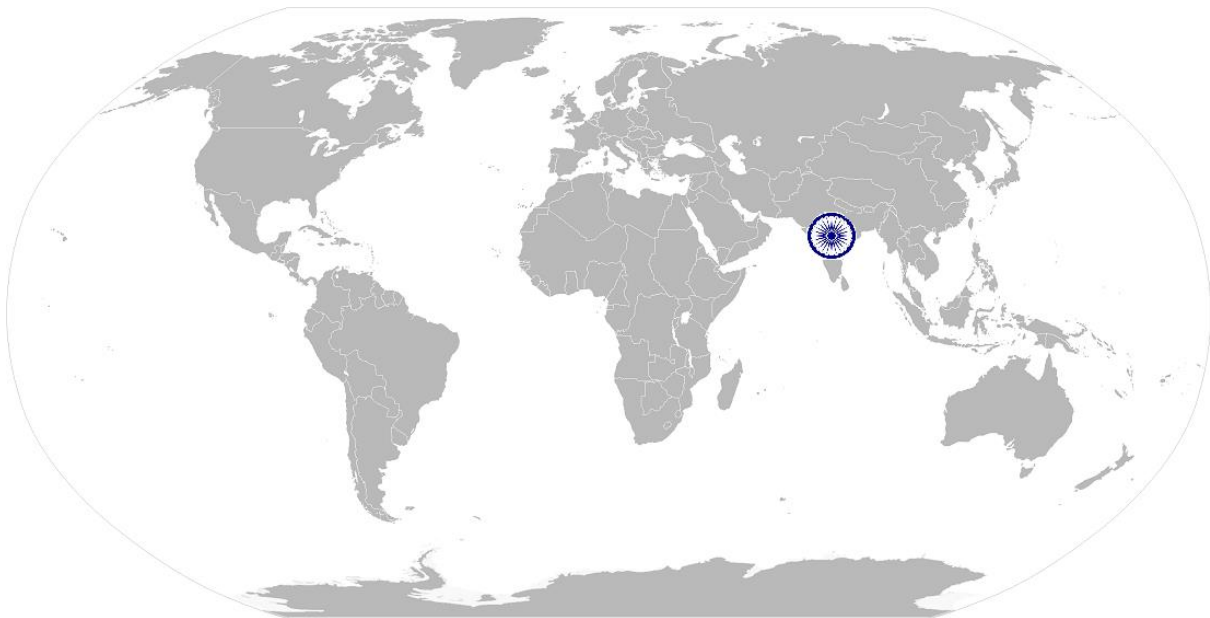


HCS/N7104

Prepare the lacquer

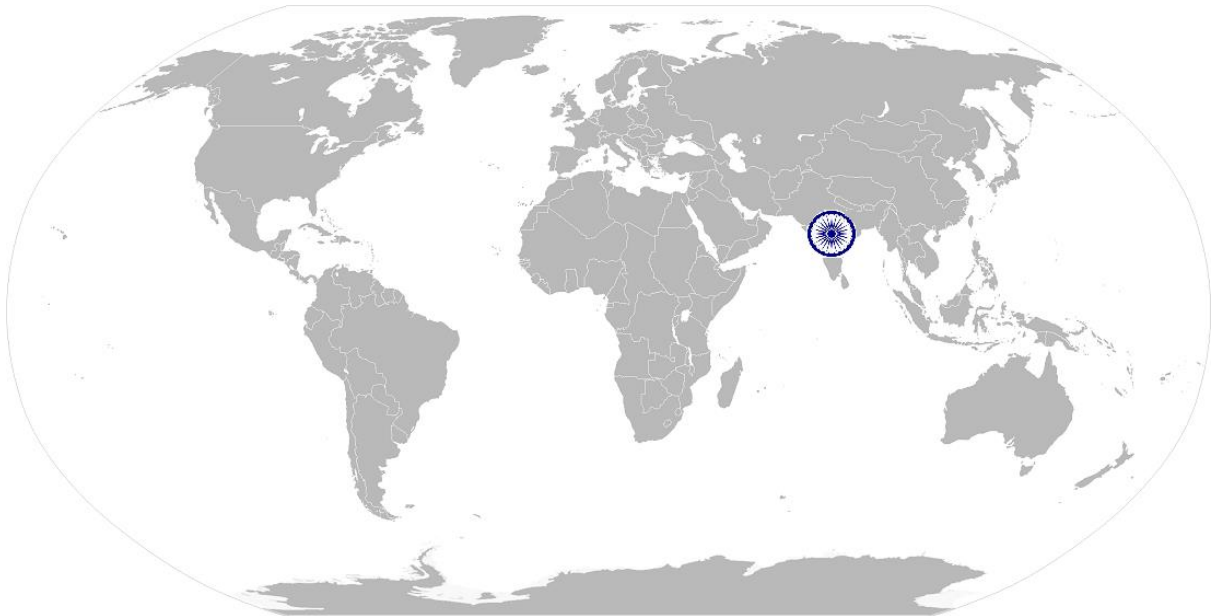
NOS Version Control

NOS Code	HCS/N7104		
Credits	TBD	Version number	1.0
Industry	Handicrafts and Carpet	Drafted on	05/01/2016
Industry Sub-sector	Handicrafts (Woodware)	Last reviewed on	05/01/2016
Occupation	Finishing	Next review date	05/01/2018





National Occupational Standard



Overview

This unit is about completing the final finish of the wooden products as per the sample approved by the designing team of the organization.



HCS/N7106

Apply lacquer for achieving final finish


National Occupational Standard

Unit Code	HCS/N7102
Unit Title (Task)	Apply lacquer for achieving final finish
Description	This unit is about completing the final finish of the wooden products as per the sample approved by the designing team of the organization.
Scope	This unit/task covers the following: <ul style="list-style-type: none"> • Apply lacquer to achieve final finish • Inspect and giving the product final touch before dispatching • Achieve productivity, quality and safety standards as per company's policy • Work safely
Performance Criteria (PC) w.r.t. the Scope	
Element	Performance Criteria
Apply lacquer to achieve final finish	To be competent, the user/individual on the job must be able to: <ul style="list-style-type: none"> PC1. interpret finish requirements completely and accurately from design documents, product drawings and specifications or supervisor instructions PC2. ensure availability of tools, materials and equipment for carrying out lacquering operations PC3. plan and accurately gauge the number of coatings to be applied PC4. load the mixed lacquer into the air spray gun containers safely and as per guidelines PC5. assess the right spraying distance by testing the spray gun PC6. ensure the right humidity and temperature for the operation PC7. follow the various do's and don'ts while performing the finishing processes including distance, pressure, safety, moisture, etc. PC8. sand each coat as per requirements before applying the final coat
Inspect and giving the product final touch before dispatching	To be competent, the user/individual on the job must be able to: <ul style="list-style-type: none"> PC9. perform different finishing processes on the semi-finished products to give it the finished look PC10. ensure the uniformity in the work through out the production batch PC11. ensure that the product matches the approved sample
Achieve productivity, quality and safety standards as per company's policy	To be competent, the user/individual on the job must be able to: <ul style="list-style-type: none"> PC12. plan and work to achieve 100% target of daily production PC13. plan and work to achieve 100% of planned work scheduled on or before time PC14. record any defects/inadequacies noted during the assembly process PC15. maintain safety standards as per company policy
Work safely	To be competent, the user/individual on the job must be able to: <ul style="list-style-type: none"> PC16. keep flow of activities that do not create any confusion or hinderance in a safe working environment PC17. keep work area managed, clean and organized PC18. ensure safety and health of the workers



HCS/N7106

Apply lacquer for achieving final finish

Knowledge and Understanding (K)	
<p>A. Organizational Context (Knowledge of the company / organization and its processes)</p>	<p>The user/individual on the job needs to know and understand:</p> <ul style="list-style-type: none"> KA1. organization's policies on product making, safety measures, prescribed level of colors, chemicals and sprays to be used and quality standards accepted KA2. work flow involved in product designing and the production process KA3. importance of the individual's role in the production process of the organization KA4. the formal reporting and operating structure of the organization KA5. documentation and recording policies of the organization KA6. the extent and categories of the different market areas targeted by the organization
<p>B. Technical Knowledge</p>	<p>The user/individual on the job needs to know and understand:</p> <ul style="list-style-type: none"> KB1. type and properties of different wood quality KB2. wood finishing process KB3. various categories of wooden products KB4. various relevant finishing techniques available in the industry KB5. lacquer mixing process KB6. lacquer applying process KB7. environmental conditions suitable for lacquering KB8. equipment used for lacquering  KB9. do's and don'ts of lacquering KB10. various technical developments in the field of wood finishing KB11. various kinds of raw materials used in the finishing process according to the final product finish required KB12. defects and possible errors involved in the lacquering process KB13. quality of wood and other raw material used to achieve the right finish KB14. safety equipments and precautions to be taken KB15. quality standards to be followed KB16. procedure and importance of the documentation and categorization of different product designs KB17. importance of finishing for customer satisfaction
Skills (S)	
<p>A. Core Skills/ Generic Skills</p>	<p>Reading Skills</p>
	<p>The user/ individual on the job needs to know and understand how to:</p> <ul style="list-style-type: none"> SA1. read basic terms and terminologies to accurately interpret design documents, labels, supervisor instructions in the local language SA2. read and interpret accurate information from various relevant logs and records SA3. read production schedules and operation manuals to derive accurate information from these SA4. read the organization's policy documents pertaining to employee work rules and regulations to derive accurate information from these



HCS/N7106

Apply lacquer for achieving final finish

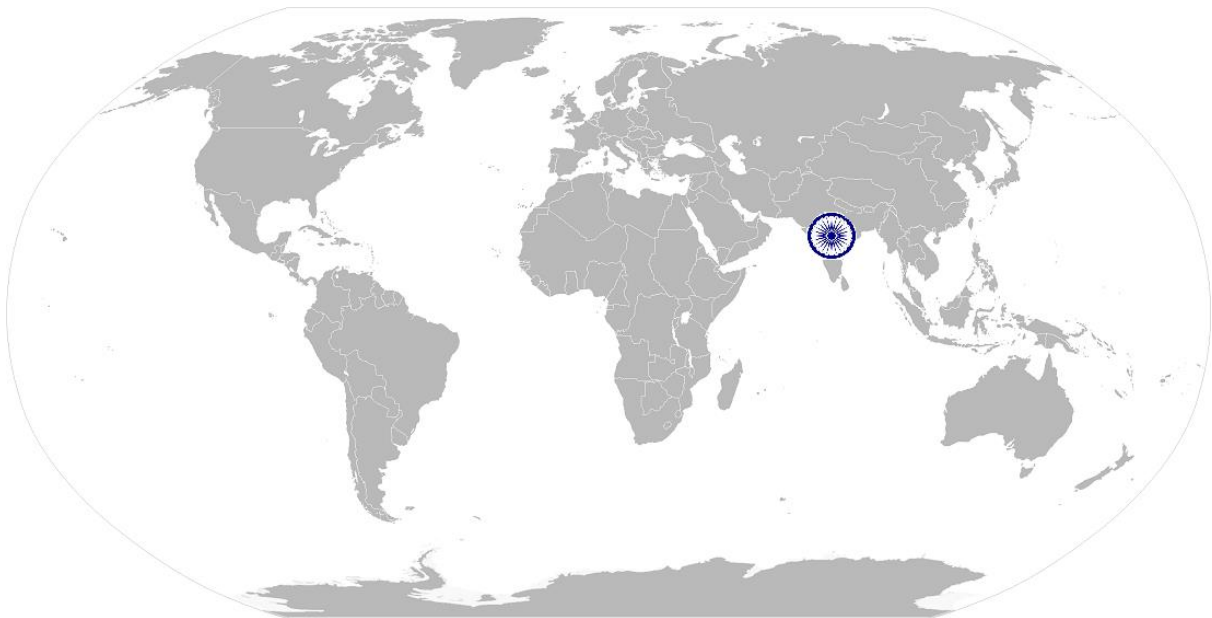
	Writing Skills
	The user/ individual on the job needs to know and understand how to: SA5. write the raw material requirement for operational requirements with complete detailing in the local language SA6. write basic numbers, quantities and messages for operational requirements in the local language
	Oral Communication (Listening and Speaking skills)
	The user/individual on the job needs to know and understand how to: SA7. interact with the supervisor appropriately (correct protocol and manner of speaking) in order to understand the basic requirements of the product, production plans and other associated requirements SA8. give clear instructions to co-workers about the type of output required and answer queries SA9. display active listening skills while interacting with co-workers and other in the workplace
B. Professional Skills	Decision Making
	The user/individual on the job needs to know and understand how to: SB1. identify and list variables in the operational process that impact achievement and quality SB2. consider time, safety and quality as parameters to escalate issues to supervisor or modify work schedules
	Plan and Organize
	The user/individual on the job needs to know and understand how to: SB3. importance of appropriate planning of lacquering operations to maintain a smooth production schedule SB4. plan lacquering operations that result in timely flow of activities and does not adversely affect other operations
	Customer Centricity
	The user/individual on the job needs to know and understand how to: SB5. explain the importance of customer satisfaction for company and personal success SB6. list the key benefits that customers seek in products that may lead to customer satisfaction
	Problem Solving
	The user/individual on the job needs to know and understand how to: SB7. work with co-workers and supervisor to resolve any issues that threaten disruption, increase risk, cause delays or under-achievement of quality and targets as per the planned schedule
Analytical Thinking	
The user/individual on the job needs to know and understand how to: SB8. anticipate and work towards reducing the possible errors that can emerge in the lacquering process	



HCS/N7106

Apply lacquer for achieving final finish

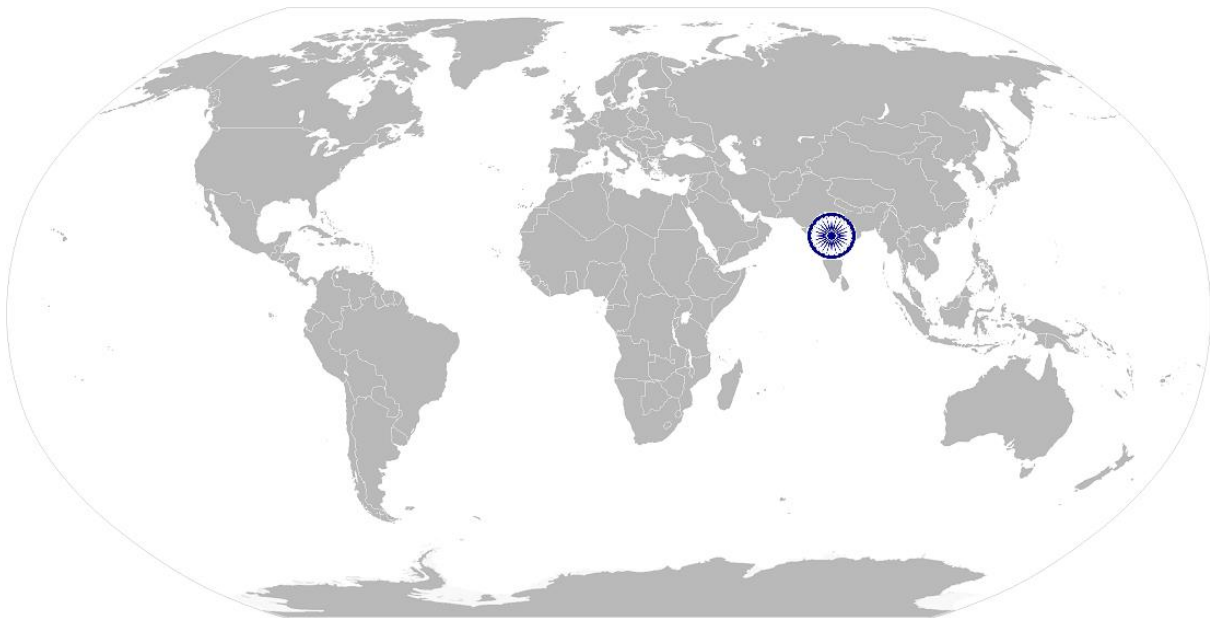
	Critical Thinking
	NA





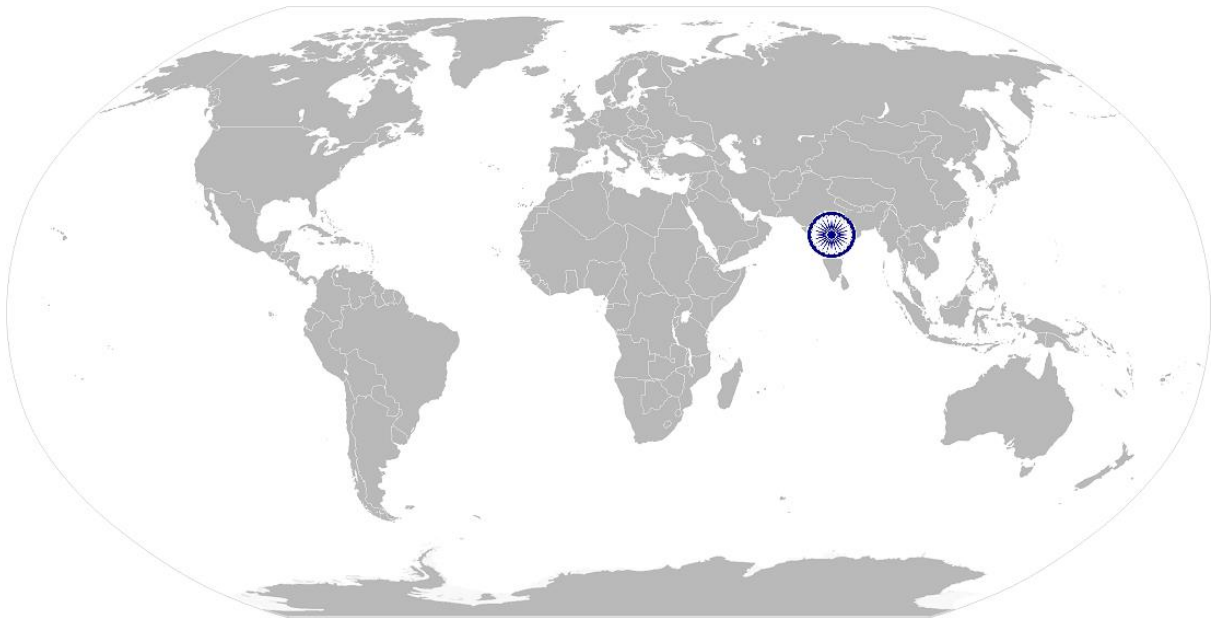
HCS/N7106 **Apply lacquer for achieving final finish**
NOS Version Control

NOS Code	HCS/N7106		
Credits	TBD	Version number	1.0
Industry	Handicrafts and Carpet	Drafted on	05/01/2016
Industry Sub-sector	Handicrafts (Woodware)	Last reviewed on	05/01/2016
Occupation	Finishing	Next review date	05/01/2018





National Occupational Standard



Overview

This unit covers maintaining the norms of health and safety as suggested by the organization's policies and documents.



HCS/N6608 Use basic health and safety practices in a wood working environment

National Occupational Standard	Unit Code	HCS/N6608
	Unit Title (Task)	Use basic health and safety practices in a wood working environment
	Description	This unit covers health and safety procedures to be followed as required in a woodworking environment in the handicrafts sector. This include following health and safety measures as may be suggested by the organization’s policies and documents.
	Scope	<p>This unit/task covers the following:</p> <ul style="list-style-type: none"> • General health and safety • Fire safety • Physical Safety • Chemical Safety • Electrical Safety • Incident Response
	Performance Criteria (PC) w.r.t. the Scope	
Element	Performance Criteria	
General health and safety	<p>To be competent, the user/individual on the job must be able to:</p> <p>PC1. use protective clothing/equipment for specific tasks and work conditions Protective clothing: Leather or asbestos gloves, aprons, trousers, footwear, helmets/hard hats, cap and shoulder covers, ear defenders/plugs, safety boots, particle masks, glasses/goggles/visors Equipment: hand shields, machine guards, residual current devices, shields, dust sheets, respirator</p> <p>PC2. state the name and location of people responsible for health and safety in the workplace</p> <p>PC3. state the names and location of documents that refer to health and safety in the workplace</p> <p>PC4. identify job-site hazardous work and state possible causes of risk or accident in the workplace Hazards: Sharp edged and heavy tools; heated metals; oxyfuel and gas cylinders; hazardous surfaces(sharp, slippery, uneven, chipped, broken, etc.); hazardous substances (chemicals, gas, fumes, dust, etc.); physical hazards(working at heights, large and heavy objects and machines, sharp and piercing objects, tolls and machines, intense light, load noise, obstructions in corridors, by doors, blind turns, noise, over stacked shelves and packages, etc.) electrical hazards (power supply and points, loose and naked cables and wires, electrical machines and appliances, etc.) Possible causes of risk and accident: Physical actions; reading; listening to and giving instructions; inattention; sickness and incapacity (such as drunkenness); health hazards (such as untreated injuries and contagious illness)understand various health and safety measures that are important in the organization’s functioning</p>	



HCS/N6608 Use basic health and safety practices in a wood working environment

Fire safety	<p>To be competent, the user/individual on the job must be able to:</p> <p>PC5. carry out jobs which cause sparking in a safe manner, creating sufficient distance between flammable items and the sparking</p> <p>PC6. use the various appropriate fire extinguishers on different types of fires correctly</p> <p>Types of fires: Class A: eg. ordinary solid combustibles, such as wood, paper, cloth, plastic, charcoal, etc.; Class B: flammable liquids and gases, such as gasoline, propane, diesel fuel, tar, cooking oil, and similar substances; Class C: eg. electrical equipment such as appliances, wiring, breaker panels, etc. (These categories of fires become Class A, B, and D fires when the electrical equipment that initiated the fire is no longer receiving electricity); Class D: combustible metals such as magnesium, titanium, and sodium (These fires burn at extremely high temperatures and require special suppression agents)</p> <p>PC7. demonstrate rescue techniques applied during fire hazard</p> <p>PC8. demonstrate good housekeeping in order to prevent fire hazards</p> <p>PC9. demonstrate the correct use of a fire extinguisher</p>
Physical Safety	<p>To be competent, the user/individual on the job must be able to:</p> <p>PC10. inspect for faults, set up and safely use steps and ladders in general use</p> <p>Ladder faults: Corrosion of metal components, deterioration, splits and cracks timber components, imbalance, loose rungs, missing/ unfixed nuts or bolts, etc.</p> <p>Ladders set up: Firm/level base, clip/lash down, leaning at the correct angle, etc.</p> <p>PC11. work safely in and around trenches, elevated places and confined areas</p> <p>PC12. lift heavy objects safely using correct procedures</p> <p>PC13. ensure machine guards are in place and there is no risk of contact with moving parts when working with machines with sharp edges, blades, abrasive materials, etc.</p>
Chemical Safety	<p>To be competent, the user/individual on the job must be able to:</p> <p>PC14. identify different types of chemicals that are used in the wood finishing and treatment</p> <p>PC15. use chemicals as per organisation or manufacturer's prescribed levels in any chemical treatment and finishing of the wood</p> <p>PC16. explain to others the harmful effects of any chemical, if used in excess or inappropriate combination</p> <p>PC17. use safety devices and equipment while using sprays and paints</p> <p>PC18. ensure limits of edible level of colors and paints are adhered to when used on toys and dolls</p>
Electrical safety	<p>To be competent, the user/individual on the job must be able to:</p> <p>PC19. ensure all electrical appliances are used in line with instructions and with the appropriate attachments in line with manufacturer's guidelines</p> <p>PC20. spot and repair any frayed wires and insulation using appropriate and approved measures like insulation taping, replacing wires, etc.</p>



HCS/N6608 Use basic health and safety practices in a wood working environment

	<p>PC21. ensure all naked wires are covered with insulation</p> <p>PC22. wear insulated footwear while working with electrical appliances or equipment</p>
<p>Incident response</p>	<p>To be competent, the user/individual on the job must be able to:</p> <p>PC23. demonstrate how to free a person from electrocution</p> <p>PC24. administer appropriate first aid to victims where required eg. in case of bleeding, burns, choking, electric shock, poisoning etc.</p> <p>PC25. demonstrate basic techniques of bandaging</p> <p>PC26. respond promptly and appropriately to an accident situation or medical emergency in real or simulated environments</p> <p>PC27. perform and organize loss minimization or rescue activity during an accident in real or simulated environments</p> <p>PC28. administer first aid to victims in case of a heart attack or cardiac arrest due to electric shock, before the arrival of emergency services in real or simulated cases</p> <p>PC29. demonstrate the artificial respiration and the CPR Process</p> <p>PC30. participate in emergency procedures Emergency procedures: Raising alarm, safe/efficient, evacuation, correct means of escape, correct assembly point, roll call, correct return to work</p> <p>PC31. complete a written accident/incident report or dictate a report to another person, and send report to person responsible Incident Report includes details of: Name, date/time of incident, date/time of report, location, environment conditions, persons involved, sequence of events, injuries sustained, damage sustained, actions taken, witnesses, supervisor/manager notified</p> <p>PC32. demonstrate correct method to move injured people and others during an emergency</p>
<p>Knowledge and Understanding (K)</p>	
<p>A. Organizational Context (Knowledge of the company / organization and its processes)</p>	<p>The user/individual on the job needs to know and understand:</p> <p>KA1. organization's policies on safety measures</p> <p>KA2. importance of the individual's role in the daily operations of the organization</p> <p>KA3. the formal reporting and operating structure of the organization</p> <p>KA4. documentation and recording policies of the organization</p> <p>KA5. the extent and categories of the different market areas targeted by the organization</p>
<p>B. Technical Knowledge</p>	<p>The user/individual on the job needs to know and understand:</p> <p>KB1. type and properties of different wood quality</p> <p>KB2. quality of wood and other raw material used to achieve the right finish</p> <p>KB3. safety equipment and precautions to be taken</p> <p>KB4. meaning of "hazards" and "risks"</p> <p>KB5. health and safety hazards commonly present in the work environment and related precautions</p> <p>KB6. possible causes of risk, hazard or accident in the workplace and why risk</p>



HCS/N6608 Use basic health and safety practices in a wood working environment

	<p>and/or accidents are possible</p> <p>KB7. possible causes of risk and accident Possible causes of risk and accident: Physical actions; inattention; sickness and incapacity (such as drunkenness); health hazards (such as untreated injuries and contagious illness)</p> <p>KB8. methods of accident prevention Methods of accident prevention: Training in health and safety procedures; using health and safety procedures; use of equipment and working practices (such as safe carrying procedures); safety notices, advice; instruction from colleagues and supervisors</p> <p>KB9. safe working practices when working with tools and machines</p> <p>KB10. safe working practices while working at various hazardous sites</p> <p>KB11. where to find all the general health and safety equipment in the workplace</p> <p>KB12. various dangers associated with the use of electrical equipment</p> <p>KB13. hazards and risks associated with working with wood Hazards and risks: Flammable nature of wood and wood shavings, weight of wood, sharp edges and wooden splinters, breakages, etc.</p> <p>KB14. preventative and remedial actions to be taken in the case of exposure to toxic materials Exposure: Ingested, contact with skin, inhaled Preventative action: Ventilation, masks, protective clothing/ equipment; Remedial action: Immediate first aid, report to supervisor Toxic materials: Solvents, lead, acid</p> <p>KB15. importance of using protective clothing/equipment while working</p> <p>KB16. precautionary activities to prevent the fire accident</p> <p>KB17. various causes of fire Causes of fires: Heating of metal; spontaneous ignition; sparking; electrical heating; loose fires (smoking, welding, etc.); chemical fires; etc.</p> <p>KB18. techniques of using the different fire extinguishers</p> <p>KB19. different methods of extinguishing fire</p> <p>KB20. different materials used for extinguishing fire Materials: Sand, water, foam, CO2, dry powder</p>
Skills (S)	
A. Core Skills/ Generic Skills	Reading Skills
	<p>The user/ individual on the job needs to know and understand how to:</p> <p>SA1. read the organization's health and safety policy documents or notifications in the local language using assistance with difficult words, sentences and passages</p> <p>SA2. read the safety manuals and/or instructions of various machines and tools being used in the organization using assistance with difficult words and passages</p> <p>SA3. read and comprehend basic content to read labels, charts, permissible levels of use, signages</p>



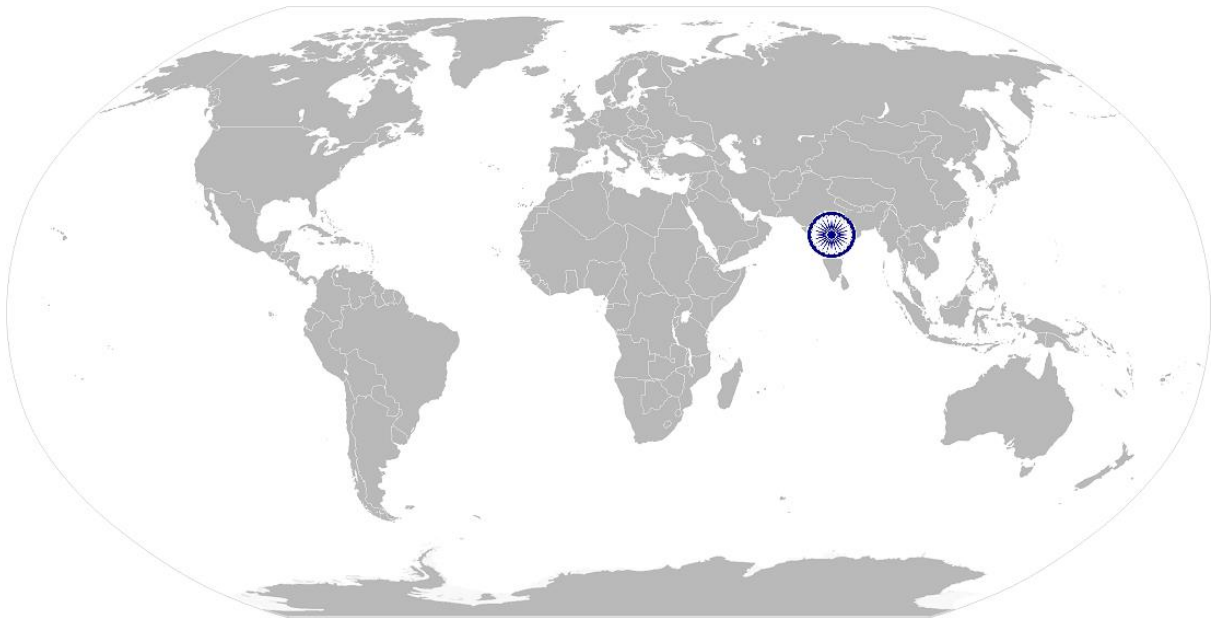
HCS/N6608 Use basic health and safety practices in a wood working environment

	Writing Skills
	The user/individual on the job needs to know and understand how to: SA4. write simple messages for communicating health and safety warnings or instructions in the local language clearly and coherently SA5. write quantities and names for materials and equipment for requisitioning, issuing and receiving purposes
	Oral Communication (Listening and Speaking skills)
	The user/individual on the job needs to know and understand how to: SA6. speak clearly in the local language to communicate basic health and safety instructions effectively SA7. use appropriate protocol (titles, courtesies, etc.) to communicate with different levels of co-workers SA8. display active listening skills while interacting with co-workers and other in the workplace SA9. give instructions to the workforce regarding the safe storage and handling of the chemicals and other related material in the organization
B. Professional Skills	Decision Making
	The user/individual on the job needs to know and understand how to: SB1. consider time, safety and quality as parameters to escalate issues to supervisor or modify work schedules
	Plan and Organize
	The user/individual on the job needs to know and understand how to: SB2. use correct sequencing and time planning techniques to carry out health and safety tasks in the time allocated correctly and effectively SB3. use checklists to ensure all health and safety actions are taken before, during and after work operations
	Customer Centricity
	NA
	Problem Solving
	The user/individual on the job needs to know and understand how to: SB4. work with co-workers and supervisor to resolve any issues that threaten disruption or increase risk of health and safety
Analytical Thinking	
The user/individual on the job needs to know and understand how to: SB5. anticipate and work towards reducing the possible risks that can emerge in a woodworking environment SB6. improvise on practices and processes using safe and acceptable methods, in discussions with the supervisor in order to ensure improved safety and healthy practices	



HCS/N6608 Use basic health and safety practices in a wood working environment

	Critical Thinking
	The user/individual on the job needs to know and understand how to: SB7. diagnose any problem leading to production delay or disruption SB8. diagnose any problem in the machine handling or chemical handling while working and storage SB9. report any concern to the relevant authorities

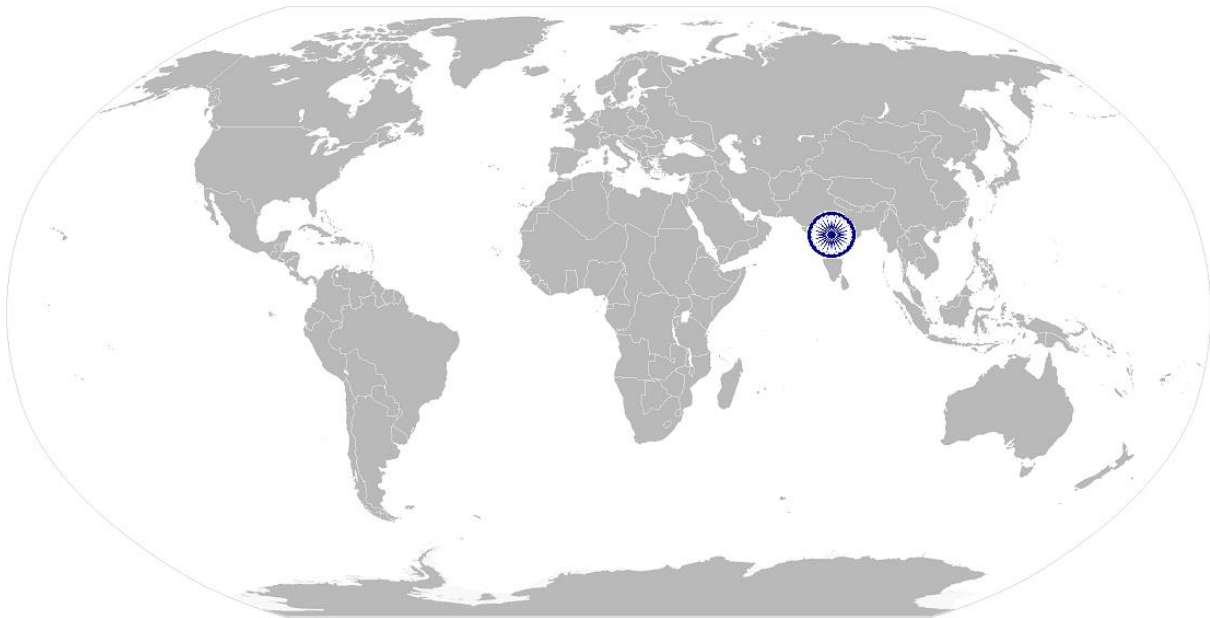




HCS/N6608 Use basic health and safety practices in a wood working environment

NOS Version Control

NOS Code	HCS/N6608		
Credits	TBD	Version number	1.0
Industry	Handicrafts and Carpet	Drafted on	05/01/2016
Industry Sub-sector	Handicrafts (Wood Ware)	Last reviewed on	05/01/2016
Occupation	All Occupations	Next review date	05/01/2018

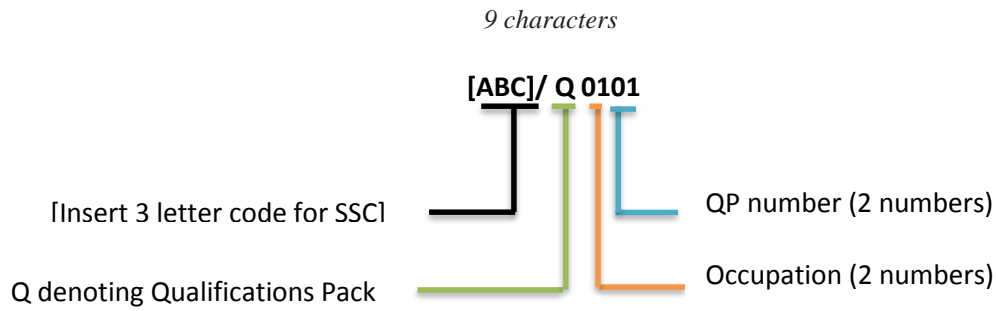




Annexure

Nomenclature for QP and NOS

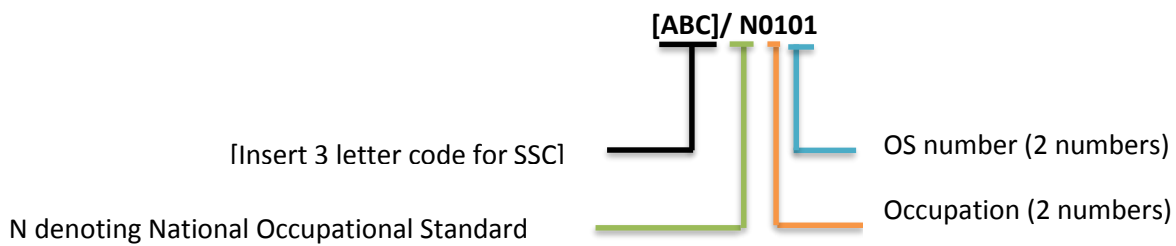
Qualifications Pack



Occupational Standard

9 characters

An example of NOS with 'N'





The following acronyms/codes have been used in the nomenclature above:

Sub-sector	Range of Occupation numbers
Ceramics	01 – 10
Fashion Jewellery	11 - 13
Stoneware	14 - 19
Glassware	20 - 27
Metalware crafts	28 - 37
Leather crafts	38 - 43
Paper Mache	44 - 49
Carpets & rugs	50 – 59
Horn bone & shell craft	60 – 65
Wood ware, dolls & toys	66 – 71
Hand printed, Embroidered / knitted & crocheted textiles	72 – 77
Agarbatti	78 – 82
Paper crafts	83 – 86
NER crafts	87 – 92
Miscellaneous crafts	93 - 95
Generic Occupation	96 – 99

Sequence	Description	Example
Three letters	Handicrafts and Carpet	HCS
Slash	/	/
Next letter	Whether QP or NOS	N
Next two numbers	Occupation code	01
Next two numbers	OS number	01



CRITERIA FOR ASSESSMENT OF TRAINEES

Job Role: Lacquerer (Woodware)

Qualification Pack: HCS/Q7102

Sector Skill Council: Handicrafts and Carpet

Guidelines for Assessment:

1. Criteria for assessment for each Qualification Pack will be created by the Sector Skill Council. Each Performance Criteria (PC) will be assigned marks proportional to its importance in NOS. SSC will also lay down proportion of marks for Theory and Skills Practical for each PC.
2. The assessment for the theory part will be based on knowledge bank of questions created by the SSC.
3. Individual assessment agencies will create unique question papers for theory part for each candidate at each examination/training center (as per assessment criteria below).
4. Individual assessment agencies will create unique evaluations for skill practical for every student at each examination/training center based on these criteria.
5. To pass the Qualification Pack, every trainee should score a minimum of 70% in every NOS.
6. In case of successfully passing only certain number of NOS's, the trainee is eligible to take subsequent assessment on the balance NOS's to pass the Qualification Pack.

Assessable Outcomes	Assessment Criteria	Total Marks	Out of	Theory	Practical Skills
HCS/N7104 Prepare the lacquer	PC1. identify the different qualities of the wood available and used in the industry	100	6	1	5
	PC2. identify the different types of finishing material available and used in the industry		5	0	5
	PC3. correlate type of finishing material required for each wooden quality and surface		7	1	6
	PC4. interpret the work requirement from drawings, work specifications or supervisor instructions		10	5	5
	PC5. mix the paints, colours in the right proportion to achieve the consistency and colour required for the finish		6	1	5
	PC6. use the correct method to mix the paints, colours and other finishing material used on the wood		7	3	4
	PC7. obtain the correct raw material requirement for each type of finish required		7	1	6
	PC8. prepare the lacquer mix as per manufacturer's guidelines		7	3	4
	PC9. use thinner in the right proportions for pre-mixed lacquer		5	1	4



	PC10. for non-mixed lacquer use catalyst and lacquer as per manufacturer's guidelines		10	5	5
	PC11. ensure the mixing is done in a clean and safe manner		5	0	5
	PC12. maintain all the safety precautions that are to be used while working		7	1	6
	PC13. record any defects/inadequacies noted during the lacquer making process		7	2	5
	PC14. keep flow of activities that do not create and confusion or hindrance in a safe working environment		5	0	5
	PC15. keep work area managed, clean and organized				
	PC16. ensure safety and health of the workers		6	1	5
		Total	100	25	75
HCS/N7106 Apply lacquer for achieving final finish	PC1. interpret finish requirements completely and accurately from design documents, product drawings and specifications or supervisor instructions	100	8	4	4
	PC2. ensure availability of tools, materials and equipment for carrying out lacquering operations		5	1	4
	PC3. plan and accurately gauge the number of coatings to be applied		5	1	4
	PC4. load the mixed lacquer into the air spray gun containers safely and as per guidelines		6	3	3
	PC5. assess the right spraying distance by testing the spray gun		4	0	4
	PC6. ensure the right humidity and temperature for the operation		5	1	4
	PC7. follow the various do's and don'ts while performing the finishing processes including distance, pressure, safety, moisture, etc.		7	2	5
	PC8. sand each coat as per requirements before applying the final coat		5	1	4
	PC9. perform different finishing processes on the semi-finished products to give it the finished look		5	1	4
	PC10. ensure the uniformity in the work throughout the production batch		4	0	4
	PC11. ensure that the product matches the approved sample		5	0	5
	PC12. plan and work to achieve 100% target of daily production		7	3	4
	PC13. plan and work achieve 100% of planned work scheduled on or before time		7	3	4



	PC14. record any defects/inadequacies noted during the assembly process		6	2	4
	PC15. maintain safety standards as per company policy		7	2	5
	PC16. keep flow of activities that do not create ant confusion or hindrance in a safe working environment		5	0	5
	PC17. keep work area managed, clean and organized		5	0	5
	PC18. ensure safety and health of the workers		4	1	3
		Total	100	25	75
HCS/N6608 Use basic health and safety practices in a wood working environment	PC1. use protective clothing/equipment for specific tasks and work conditions	100	3	1	2
	PC2. state the name and location of people responsible for health and safety in the workplace		4	2	2
	PC3. state the names and location of documents that refer to health and safety in the workplace		4	2	2
	PC4. identify job-site hazardous work and state possible causes of risk or accident in the workplace		3	1	2
	PC5. carry out jobs which cause sparking in a safe manner, creating sufficient distance between flammable items and the sparking		2	0	2
	PC6. use the various appropriate fire extinguishers on different types of fires correctly		3	1	2
	PC7. demonstrate rescue techniques applied during fire hazard		5	1	4
	PC8. demonstrate good housekeeping in order to prevent fire hazards		3	0	3
	PC9. demonstrate the correct use of a fire extinguisher		3	0	3
	PC10. inspect for faults, set up and safely use steps and ladders in general use		4	1	3
	PC11. work safely in and around trenches, elevated places and confined areas		3	0	3
	PC12. lift heavy objects safely using correct procedures		4	1	3
	PC13. ensure machine guards are in place and there is no risk of contact with moving parts when working with machines with sharp edges, blades, abrasive materials, etc.		3	1	2
	PC14. identify different types of chemicals that are used in the wood finishing and treatment		3	1	2
	PC15. use chemicals as per organisation or manufacturer's prescribed levels in any chemical treatment and finishing of the wood		4	2	2



PC16. explain to others the harmful effects of any chemical, if used in excess or inappropriate combination	3	1	2
PC17. use safety devices and equipment while using sprays and paints	2	0	2
PC18. ensure limits of edible level of colors and paints are adhered to when used on toys and dolls	3	1	2
PC19. ensure all electrical appliances are used in line with instructions and with the appropriate attachments in line with manufacturer's guidelines	5	2	3
PC20. spot and repair any frayed wires and insulation using appropriate and approved measures like insulation taping, replacing wires, etc.	3	1	2
PC21. ensure all naked wires are covered with insulation	2	0	2
PC22. wear insulated footwear while working with electrical appliances or equipment	3	0	3
PC23. demonstrate how to free a person from electrocution	3	1	2
PC24. administer appropriate first aid to victims where required eg. in case of bleeding, burns, choking, electric shock, poisoning etc.	3	1	2
PC25. demonstrate basic techniques of bandaging	1	0	1
PC26. respond promptly and appropriately to an accident situation or medical emergency in real or simulated environments	4	1	3
PC27. perform and organize loss minimization or rescue activity during an accident in real or simulated environments	3	1	2
PC28. administer first aid to victims in case of a heart attack or cardiac arrest due to electric shock, before the arrival of emergency services in real or simulated cases	4	1	3
PC29. demonstrate the artificial respiration and the CPR Process	2	0	2
PC30. participate in emergency procedures	2	0	2
PC31. complete a written accident/incident report or dictate a report to another person, and send report to person responsible	3	1	2
PC32. demonstrate correct method to move injured people and others during an emergency	3	0	3
Total	100	25	75